

YTK GB-900T 10M Projector Lift (services mode)

(Close, normal & services setting)



Features

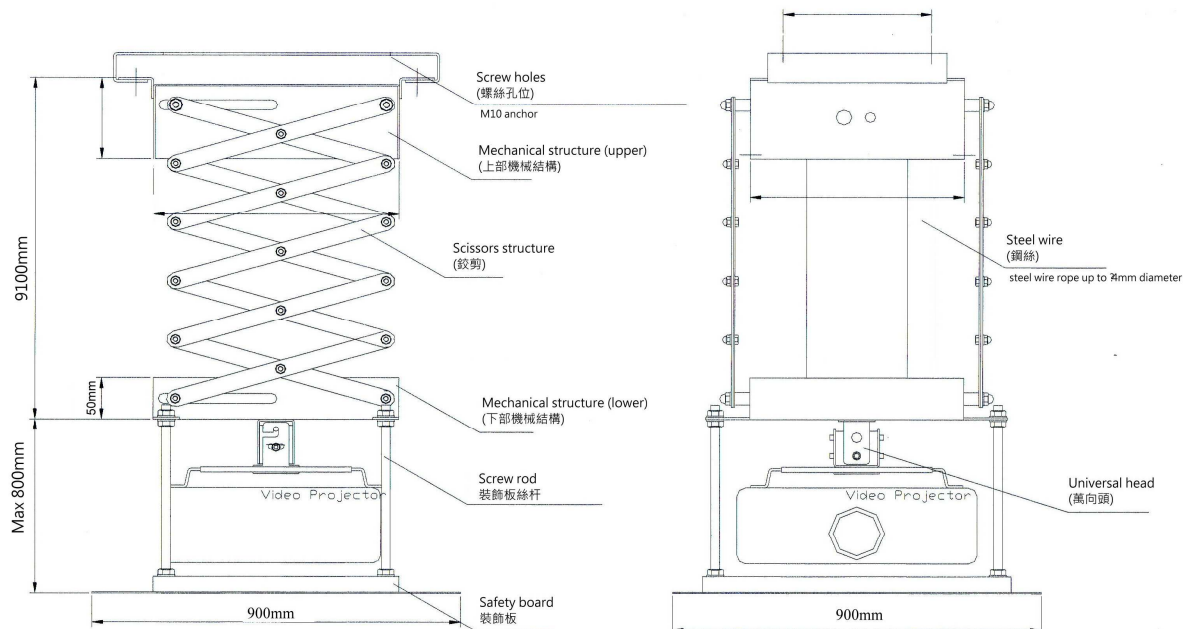
- It can be hidden in the ceiling(close mode), And down to the projection position (normal mode), with down on the ground (services mode)
- 10m projector lift
- Supply RS232/RS485, Including: Manual (services mode panel with Key lock , normal mode panel) and wireless remote control
- Function: Up, Down, stop
- Material: Iron of A3, Steel wire
- Steel wire rope up to 4mm diameter
- damping motor , Brake Function

- The left / right is 18 groups scissors x 2 , Three section of distance corrections for lift function (close , normal & services setting)
- The adjustable projector angle mount bracket (the left/right 0-30 ° ; Up/Down 0-40 °)
- Automatic setting of Two section: stop
- Color: Black/white, Phenolic plastics , Surface treatment: Bake of high temperature
-

Specification

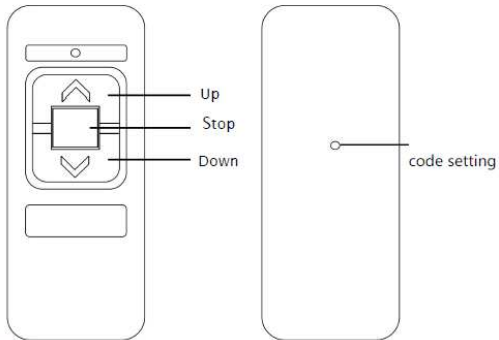
- Motion max distance: 9100mm
- Weight: 80kg
- Load weight: 50kg
- Board size L x W (mm): 900 x 900
- Between true ceiling and false ceiling the height(mm): 1500
- Power Supply: 220 V / 50 ~ 60 Hz
- Dimensions: 800(W) x 550(D) x 900(H)mm.

Drawing




Built-in Wireless control and services mode panel with Key lock , normal mode panel :

- Control mode : RF wireless control with services mode panel with Key lock , normal mode panel
- Function: Up, Down, stop



Site photo:





Suitable use:

Hall, Lecture Theaters, Cinemas

Warranty: 12 Month

CB CE